



YOUR A400: CONFIGURED TO YOUR PREFERENCES

1 A400 OPTIONS

- First shot
- Second bean grinder
- Bean hopper: 1 x 2 kg, 2 x 1.2 kg or 2 x 0.6 kg, lockable
- One or two separate powder dosing systems 0,6 kg or 1,2 kg (for chocolate or milk powder), lockable
- Coffee grounds ejector
- Cup sensor
- Raised feet (100 mm)
- Steam spout (only available on MS and FM models)
- Water connection and internal water tank 4l

2 MILK SYSTEM

- FoamMaster™ (FM): hot and cold milk and milk foam, individually adjustable consistency, integrated cleaning system
- Milk system (MS): hot and cold milk and warm milk foam, exact dosing via milk pump

3 CLEANING SYSTEM

- CleanMaster (CM): fully automatic cleaning system with integrated cleaning cartridge. For outstanding hygiene and unbeatable simplicity, efficiency, and convenience.
- EasyClean (EC): automatic cleaning system with manual addition of the cleaning fluid. Perfect hygiene in just a few steps.

4 ACCOUNTING SYSTEM

Can be used for various payment methods, e.g. with coins, card. Ideally suited to public/private vending applications.

5 CUP WARMER

With four heatable trays.



FLEXIBILITY

Our product portfolio allows various assembly options – tailored to your needs.



FRANKE

MAKE IT WONDERFUL



590.0608.520/03.20/CH-EN/Subject to dimensional, design and version changes.

A400

Whether you're serving coffee in a specialty coffee shop, a hotel or a restaurant, the A400 can handle every situation with ease. This compact but premium coffee machine comes with an automatic cleaning system and unique interactive touch screen which is configurable to your needs, making it easy to operate no matter who uses it. And with options like FoamMaster™ allowing you to prepare the perfect hot or cold foam, you can create a wide range of drinks that go above and beyond expectations.

CAPACITY*	SINGLE	PARALLEL
Espresso	140	186
Cappuccino	93	156
Coffee	92	112
Hot water	116	

*Cups per hour according to DIN 18873



CLEANMASTER
Fully automatic cleaning process meeting highest hygiene standards



TOUCH SCREEN
Practical 8-inch touch screen for efficient easy operation



FOAMMASTER™
for milk foam the way a barista would make it

FRANKE

MAKE IT WONDERFUL

TECHNICAL DATA

MACHINE MODELS

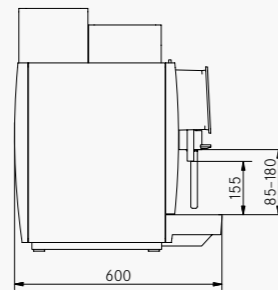
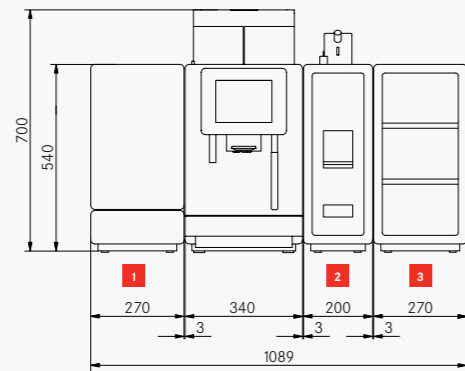
Model	Power
A400	220-240 V 1LNPE 50/60 Hz 2.1-2.3 kW (10 A) 220-240 V 1LNPE 50/60 Hz 2.4-2.8 kW (13/15/16* A) 200-220 V 2LPE 60 Hz 2.3-2.7 kW (30 A) 220 V 1LNPE 50 Hz 2.4 kW (16 A) 200 V 2LPE 50/60 Hz 2.3 kW (15 A)
A400 MS EC	220-240 V 1LNPE 50/60 Hz 2.1-2.3 kW (10 A) 220-240 V 1LNPE 50/60 Hz 2.4-2.8 kW (13/15/16* A) 200-220 V 2LPE 60 Hz 4.5-5.3 kW (30 A) 220 V 1LNPE 50 Hz 2.4 kW (16 A) 200 V 2LPE 50/60 Hz 2.3 kW (15 A)
Dimensions	340 mm / 700 mm / 600 mm (W / H / D)
Weight (empty)	approx. 38 kg
A400 FM CM	220-240 V 1LNPE 50/60 Hz 2.1-2.3 kW (10 A) 220-240 V 1LNPE 50/60 Hz 2.4-2.8 kW (13/15/16* A) 200-220 V 2LPE 60 Hz 4.5-5.3 kW (30 A) 220 V 1LNPE 50 Hz 2.4 kW (16 A) 200 V 2LPE 50/60 Hz 2.3 kW (15 A)
SU05 CM	220-240 VAC, 1L N PE, 1950-2300 W, 50-60 Hz, 10 Á (EU) 120 VAC, 1L PE, 1400 W, 60 Hz, 15 Á (USA) (FM CM incl. SU05 CM)
Dimensions	340 mm / 613 mm / 560 mm (W / H / D)
Weight (empty)	approx. 64 kg (FM CM incl. SU05 CM)
Colors	Black or anthracite

WATER CONNECTION

Fixed water connection	Metal hose with union nut G3/8", L = 1500 mm
Water supply line	If possible on installation side: untreated water of drinking water quality (not from household decalcification system)
Water pressure	80-800 kPa (0.8-8.0 bar)
Flowrate	>0.1l/sec
Water temperature	<25°C
Total hardness	4-8 °dH GH (German total hardness) / 7-14 °fH GH (French total hardness) / 70-140 ppm (mg/l)
Carbonate hardness	3-6 °dH KH (carbonate hardness) / 50-105 ppm (mg/l)
Acid content/pH value	6.5-7.5 pH
Chlorine content	<0.5 mg/l
Internal Water Tank	<i>Not available for A400 FM CM</i> Built-in water tank: 4,0 liters, level monitoring with filter cartridge Claris Drip tray 3,0 liters, level monitoring <i>Note: fix water connection and internal water tank is selectable</i>

WATER DRAIN

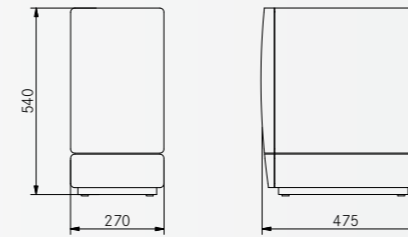
Drain hose	Dia. = 16 mm, L = 2000 mm
------------	---------------------------



ADD-ON UNITS

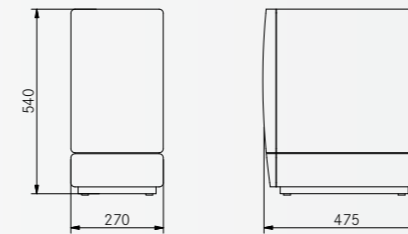
1 REFRIGERATION UNIT

Electrical connection	SU05 EC (5 I) 220-240 V 1LNPE 50/60 Hz 0.72 A (10 A) 120 V 1LNPE 60 Hz 1.5 A (10 A) 220 V 1LNPE 50 Hz 0.72 A (10 A) 100 V 1LNPE 50/60 Hz 1.65 A (10 A) 270 mm / 540 mm / 475 mm (W / H / D)
Dimensions	approx. 20 kg
Weight (empty)	Model A400 MS EC
Compatible with	Black or anthracite
Colors	



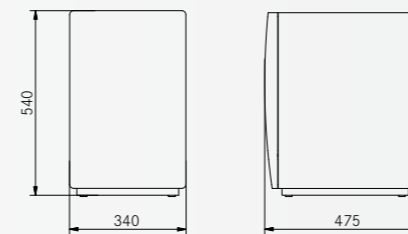
1 REFRIGERATION UNIT

Electrical connection	SU05 CM (5 I) 220-240 V 1LNPE 50/60 Hz 1.95-2.3 kW (10 A) 120 V 1LNPE 60 Hz 1.44 kW (15 A) 220 V 1LNPE 50 Hz 0.72 A (10 A) 100 V 1LNPE 50/60 Hz 1.35 kW (15 A) 270 mm / 540 mm / 475 mm (W / H / D)
Dimensions	approx. 24 kg
Weight (empty)	Model A400 FM CM
Compatible with	Black or anthracite
Colors	



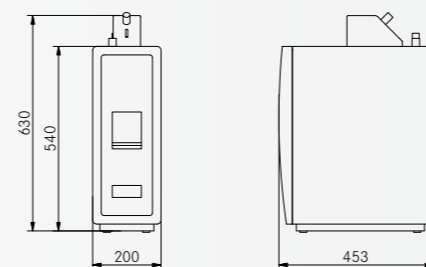
REFRIGERATION UNIT

Electrical connection	SU12 EC (12 I) 220-240 V 1LNPE 50/60 Hz 0.72 A (10 A) 110-127 V 1LNPE 60 Hz 1.5-1.7 A (10 A) 220 V 1LNPE 50 Hz 0.72 A (10 A) 100 V 1LNPE 50/60 Hz 1.7 A (10 A) 340 mm / 540 mm / 475 mm (W / H / D)
Dimensions	approx. 28 kg
Weight (empty)	Model A400 MS EC
Compatible with	Black or anthracite
Colors	



2 ACCOUNTING SYSTEM

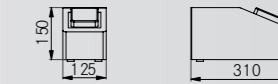
Accounting systems	AC 200 Coin validator, Coin changer, Cashless system
Electrical connection	85-264 V 1LNPE 50/60 Hz (10 A) 200 mm / 630 mm / 453 mm (W / H / D)
Dimensions	approx. 18 kg
Weight (empty)	Model A400 / A400 MS EC / A400 FM CM
Compatible with	Black or anthracite
Colors	



ADD-ON UNITS

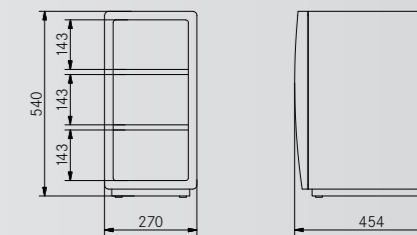
ACCOUNTING SYSTEM

Electrical connection	AC125CL 85-264 V 1LNPE 50/60 Hz (10 A)
Dimensions	125 mm / 150 mm / 310 mm (W / H / D)
Weight (empty)	approx. 2 kg
Compatible with	Model A400 / A400 MS EC / A400 FM CM
Colors	Black



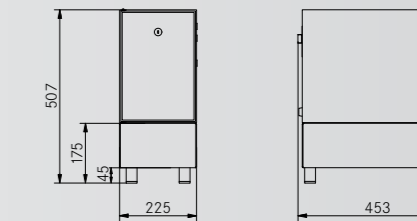
3 CUP WARMER

Electrical connection	CW 220-240 VAC, 1L N PE, 110-130W, 50-60 Hz 110-127 VAC, 1L N PE, 80-130W, 50-60 Hz 100 VAC, 1L N PE, 80W, 50-60 Hz 220 VAC, 1L N PE, 110W, 50-60 Hz 270 mm / 540 mm / 454 mm (W / H / D)
Dimensions	approx. 20 kg
Weight (empty)	Model A400 NM / A400 MS EC / A400 FM CM
Compatible with	Black or anthracite
Colors	



REFRIGERATION UNIT

Electrical connection	KE200 EC (4 I) 220-240 VAC, 1L N PE, 82 W, 10 Á, 50-60 Hz 110 VAC, 1L N PE, 1,5 Á, 60 Hz 100 VAC, 1L N PE, 1,5 Á, 50-60 Hz 225 mm / 507 mm / 453 mm (W / H / D)
Dimensions	approx. 13 kg
Weight (empty)	Model A400 MS EC
Compatible with	Stainless steel
Color	



CHILL & CUP

Electrical connection	CC05 EC (5 I) 200-230 VAC, 1L N PE, 150W, 50-60 Hz 100-120 VAC, 1L N PE, 190W, 60 Hz 380 mm / 581 mm / 473 mm (W / H / D)
Dimensions	approx. 29 kg
Weight (empty)	Model A400 MS EC
Compatible with	Black
Color	

